

# *Le Subjonctif par la conversation*



## Mastering the French Subjunctive: A Conversational Method

Faye Halpern with Françoise Laboudigue and Marie Duverger

## ABOUT THIS PROGRAM

We have designed this program to teach the *conversational* subjunctive to intermediate learners who are seeking communicative proficiency. The eighteen comic dialogues, which form an important part of the program, are designed to reinforce the everyday aspect of the subjunctive. New information is presented in easy-to-learn units; each new usage is reinforced by dialogues, grammar exercises, and oral and written activities. Students can work alone or with a teacher; all necessary instructions are clearly indicated throughout the book.

This program contains:

- ◆ A step-by-step explanation of how to form and when to use the subjunctive
- ◆ More than 65 written grammar exercises to help the student reinforce new applications of the rules as they are acquired
- ◆ 18 taped comic dialogues and a taped Pronunciation Guide to subjunctive conjugations
- ◆ Role-play drills which encourage students to play the roles of the taped dialogues and thus use the subjunctive correctly in speech
- ◆ Oral and written activities which offer students the opportunity to give their opinions in the subjunctive and to create their own dialogues.

## HOW TO USE THIS PROGRAM

**To the self-learner:** If you are working alone, it is best to follow the program in page order. New grammar rules are introduced in every chapter, and cartoon characters will direct you to written grammar exercises. Cartoons and text will “signal” when to listen to taped dialogues. *All* listening instructions are contained in the text.

**To the teacher:** With your help the learner can engage more fully in the Activities Section (*Activités orales et écrites*) of each chapter. Here, students invent sentences using the subjunctive and develop, write and act out sketches (*Jeux de rôles*).

Suggested CD/cassette listening instructions (for the teacher):

1. We suggest you play each dialogue in its entirety two or even three times. After each trial, ask the student(s): "*Qu'est-ce que vous avez entendu?*" Accept *only* French words, phrases, sentences, or summaries in response.
2. Next, play the dialogue "*phrase par phrase*" and ask the student(s) to fill in *all* the words. By the time you have finished you will have transcribed the entire dialogue onto a chalkboard, conference pad, or sheet of paper.
3. Now play the dialogue in its entirety. Students listen the first two times without looking at the text; the third time they silently read the text along with the tape.
4. The students now play the roles of the dialogue with their student partner and/or teacher. Students should play *both* roles *A* and *B* at least three times.

## A WORD TO THE STUDENT

Now is an excellent time for you to review the present indicative conjugations you have been using all along.

Be sure to review conjugations of the basic *-er*, *-ir*, and *-re* verb groups. Review irregular *-re* verb conjugations, such as in *prendre*, *comprendre*, *apprendre*, *mettre*, *connaître*; verbs such as *voir*, *dire*, *lire*, *boire*, *recevoir*, *devoir*, *tenir*, *venir*, *sortir*, *partir*. Review *pouvoir*, *savoir*, *vouloir*, *faire*, *avoir*, *être* and *aller*.

**A quick review now will save you valuable time later.**

FAYE HALPERN, FRANÇOISE LABOUDIGUE, MARIE DUVERGER



\* If you are pressed for time and cannot listen to all the dialogues, we suggest you choose those preceded by an asterisk.


## ***Table des matières***


[Table of Contents]

### ***COMMENT FORMER LE SUBJONCTIF***

***HOW TO FORM THE SUBJUNCTIVE***

***Chapitre 1 Le subjonctif présent : la formation d'une phrase et les conjugaisons*** / The Present Subjunctive: Formation of a Sentence and Conjugations ..... 1

\*  ***Situation 1 : Il faut que tu m'obéisses***

\*  ***Situation 2 : Il faut que je m'en aille***

***Exercices de grammaire*** / Grammar Exercises

***Activités orales et écrites*** / Oral and Written Activities

### ***QUAND EMPLOYER LE SUBJONCTIF***

***WHEN TO USE THE SUBJUNCTIVE***


***Chapitre 2 Le subjonctif après les expressions personnelles d'opinion, d'émotion et d'incertitude*** / The Subjunctive after Personal Expressions of Opinion, Emotion and Uncertainty ..... 25

***Expressions personnelles qui entraînent le subjonctif (liste et remarques)***

List and Explanation of Personal Expressions Which Take the Subjunctive


\*  ***Situation 3 : Mon futur mari (vouloir)<sup>2</sup>***

\*  ***Situation 4 : La Névrosée (avoir peur)***








\*  ***Situation 5 : Scène de ménage (vouloir, ne pas supporter, être surpris, en avoir assez, en avoir marre)***



***Exercices de grammaire*** / Grammar Exercises

***Activités orales et écrites*** / Oral and Written Activities





1.  Icon indicates dialogue on audiocassette.

2. The verbs or expressions in parentheses appear in the corresponding dialogue.

|                   |   |     |
|-------------------|---|-----|
| <b>Chapitre 3</b> | <b><i>Le subjonctif après les expressions impersonnelles</i></b>  |     |
|                   | The Subjunctive after Impersonal Expressions .....  | 49  |
|                   | <b><i>Expressions impersonnelles qui entraînent le subjonctif (liste et remarques)</i></b>  |     |
|                   | List and Explanation of Impersonal Expressions Which Take the Subjunctive   |     |
| <b>*</b>          |  <b><i>Situation 6: Directives (il est essentiel, il est peu probable, il est très important, il est possible, il est temps)</i></b> |     |
|                   |  <b><i>Situation 7: Il est temps que tu partes (il est temps, il faut)</i></b>   |     |
|                   |  <b><i>Situation 8: Comméragés (il est possible, il est impossible)</i></b>  |     |
|                   | <b><i>Exercices de grammaire</i></b> /Grammar Exercises   |     |
|                   | <b><i>Activités orales et écrites</i></b> /Oral and Written Activities  |     |
| <br>              |   |     |
| <b>Chapitre 4</b> | <b><i>Le subjonctif après certaines conjonctions</i></b>  |     |
|                   | The Subjunctive after Certain Conjunctions .....  | 73  |
|                   | <b><i>Conjonctions qui entraînent le subjonctif (liste et remarques)</i></b>  |     |
|                   | List and Explanation of Conjunctions Which Take the Subjunctive   |     |
|                   | <b><i>Le «ne» explétif</i></b>  |     |
|                   | The Expletive “ne” .....  | 75  |
| <b>*</b>          |  <b><i>Situation 9: Je ne l’aime pas (pourvu que, bien que, non pas que)</i></b>   |     |
|                   |  <b><i>Situation 9a: Le Paresseux (pour que)</i></b>   |     |
|                   |  <b><i>Situation 9b: Je voudrais vous épouser (jusqu’à ce que, bien que, non pas que)</i></b>                                      |     |
| <b>*</b>          |  <b><i>Situation 10: Le Nouveau-né (de peur que ... ne)</i></b>  |     |
|                   | <b><i>Exercices de grammaire</i></b> /Grammar Exercises   |     |
|                   | <b><i>Activités orales et écrites</i></b> /Oral and Written Activities  |     |
| <br>              |   |     |
| <b>Chapitre 5</b> | <b><i>Le subjonctif passé : la formation et l’usage</i></b>   |     |
|                   | The Past Subjunctive : Formation and Usage .....  | 105 |
|                   | <b><i>Le subjonctif et la concordance des temps</i></b>   |     |
|                   | The Subjunctive and Tense Agreement .....   | 111 |

- \*  *Situation 11 : A la poste (pourvu que)*
- \*  *Situation 12 : Je vais appeler ma sœur (il est important, il est étonnant, il est urgent)*

*Exercices de grammaire*/Grammar Exercises  
*Activités orales et écrites*/Oral and Written Activities

|                   |  |     |
|-------------------|--|-----|
| <b>Chapitre 6</b> | <b><i>Autres emplois importants du subjonctif</i></b>  |     |
|                   | Other Important Uses of the Subjunctive .....  | 127 |
|                   | <b>A. <i>Le subjonctif après</i></b> /The Subjunctive after:   |     |
|                   | <b>I. <i>les expressions superlatives</i></b>  |     |
|                   | Superlative Expressions .....  | 128 |
|                   | <b>II. <i>le subjonctif après les choses et les personnes dont l'existence est incertaine</i></b> /The Subjunctive after Things and Persons Whose Existence Is Uncertain .....                   | 131 |
|                   | <b>III. <i>les expressions négatives ne ... personne, ne ... rien</i></b>  |     |
|                   | The Negative Expressions <i>ne ... personne, ne ... rien</i> .....   | 132 |
|                   | <br>   |     |
|                   | *  <i>Situation 13 : Le plus beau garçon (le plus beau, le plus intelligent, le plus malhonnête)</i>           |     |
|                   | *  <i>Situation 14 : Le Corbeau et le Renard (y a-t-il quelqu'un, il n'y a personne)</i>                      |     |
|                   |  <i>Situation 15 : Je cherche quelqu'un qui puisse m'aider (je cherche quelqu'un, il n'y a rien, le seul)</i> |     |
|                   | <br>   |     |
|                   | <b>B. <i>Le subjonctif après les expressions indéfinies où que, quoi que, qui que</i></b>  |     |
|                   | The Subjunctive after the Indefinite Expressions <i>où que, quoi que, qui que</i> .....  | 137 |
|                   | <br>   |     |
|                   | *  <i>Situation 16 : Les Petits Gâteaux (où que, quoi que)</i>  |     |
|                   | <br>   |     |
|                   | <b>C. <i>Le subjonctif pour exprimer un impératif ou un souhait</i></b>  |     |
|                   | The Subjunctive to Express an Imperative or a Wish .....   | 141 |
|                   | <br>   |     |
|                   | <i>Exercices de grammaire</i> /Grammar Exercises   |     |
|                   | <i>Activités orales et écrites</i> /Oral and Written Activities  |     |
|                   | <br>   |     |
|                   | <b><i>Annexes</i></b> /Appendixes .....  | 159 |
|                   | <br>   |     |
|                   | <b>A. <i>Conjugaisons de l'indicatif présent (par ordre alphabétique)</i></b>  |     |

**A. *Conjugaisons de l'indicatif présent (par ordre alphabétique)***

|  |     |
|--|-----|
| Present Indicative Conjugations (in alphabetical order) .....  | 159 |
| <b><i>B. Verbes qui se construisent avec l'auxiliaire être au passé composé de l'indicatif</i></b><br>Verbs Which Take <i>Être</i> in the <i>Passé Composé</i> of the Indicative ..... | 165 |
| <b><i>C. Transcriptions des enregistrements/Audiocassette Transcripts</i></b> .....  | 167 |
| <b><i>D. Corrigés/Answer Key</i></b> .....   | 187 |